



## **2006 High Plains and Northern Rolling Plains Cotton Harvest-Aid Guide**

**Dr. Randy Boman, Extension Agronomist-Cotton, Texas Cooperative Extension;  
Dr. Mark Kelley, Extension Program Specialist-Cotton, Texas Cooperative Extension;  
Dr. Wayne Keeling, Systems Agronomist, Texas Agricultural Experiment Station;  
Dr. Alan Brashears, Agricultural Engineer, USDA-ARS;  
Lubbock, TX  
and Dr. Todd Baughman, Extension Agronomist, Texas Cooperative Extension,  
Vernon, TX**

Harvest-aid chemicals are generally applied to hasten harvest of a mature crop, and to reduce potential preharvest losses of lint yield and fiber quality. Proper use of harvest aids can result in earlier harvest, preservation of fiber quality, and fewer seed quality reductions due to field exposure. Weathering losses in the High Plains can result in considerable reduction in dollar value of the crop, unless measures are undertaken to protect yield and quality potential. This is especially true for open boll picker-type varieties and lesser stormproof stripper types. Results from an experiment conducted on stormproof stripper cotton at Lubbock indicated that field weathering lint losses averaged about 3 percent per week the first week, and decreased to 0.5 percent per week after 12 weeks. Fiber length was significantly reduced by field weathering, and colorimeter readings of reflectance (or rd) were also detrimentally affected over time. Field weathering also reduced seed quality. When considering potential impacts of adverse weather conditions, many producers view harvest aid application as a means to reduce overall economic risk. An economic study of the above mentioned data indicated that highest cotton prices were obtained earlier in the harvest season. Total gross returns are generally higher earlier in the season, and by the last week of January, reductions can usually be expected. Timely applications of harvest aids and follow-up harvesting can potentially result in many benefits.

Proper harvest-aid material selection, tank mix partners and rates vary with environmental and crop conditions. What works best in one year is not necessarily the best for the next season. Efficacy of harvest-aid chemicals is always a concern. There are several factors that affect the performance or lack of performance of harvest-aid chemicals.

Some factors that increase the performance of harvest-aid chemicals include the following:

- Warm, calm, sunny weather
- Soil moisture relatively low but sufficient to maintain cotton plant in active growth condition without moisture stress
- Soil nitrogen levels relatively low
- Leaves active and uniformly expanded on plants
- Little or no secondary growth evident on plants
- Plants with a high percentage of open bolls that have reached "cutout" and shed some mature leaves

*The information given herein is for educational purposes only. Reference to commercial products or trade names is made with the understanding that no discrimination is intended and no endorsement by Texas Cooperative Extension or the Texas Agricultural Experiment Station is implied.*

*Extension programs serve all people regardless of socioeconomic level, race, color, sex, religion, disability, or national origin.  
The Texas A&M University System, U.S. Department of Agriculture, and the County Commissioners Courts of Texas Cooperating.*

Conversely, some of the factors which negatively affect harvest-aid chemical performance include:

- Applications made under cool (below 60° F), cloudy conditions
- Prolonged periods of wet weather following treatment
- Plants in vegetative growth state with low fruit set
- Plants severely moisture stressed with tough, leathery leaves at time of treatment
- High soil moisture and nitrogen levels which contribute to rank, dense foliage and delayed maturity
- Plants exhibiting secondary growth (regrowth) following a "cutout" period
- Improper calibration of application rates and poor spray coverage

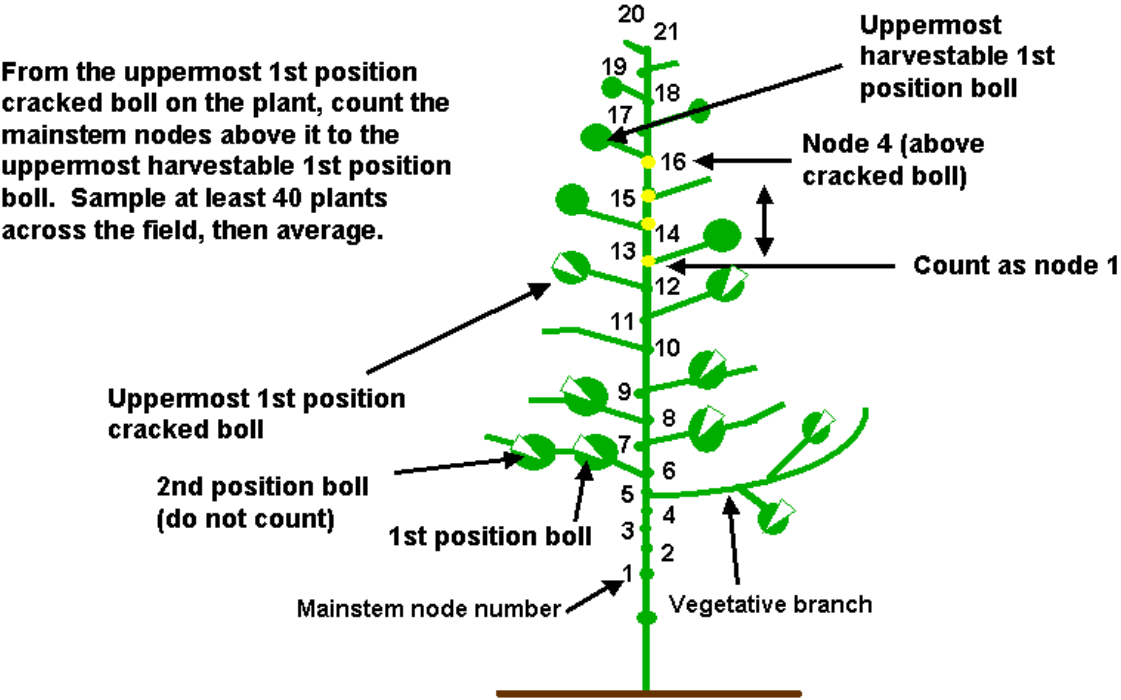
## CROP MATURITY DETERMINATION

Crop maturity determination is critical for a successful harvest-aid program. Premature crop termination has been shown to reduce lint yield, seed quality, micronaire, and fiber strength. Although some dry-weight transfer to developing lint has been noted with the use of some defoliant, desiccants generally abruptly terminate fiber and plant development. **Harvest-aid chemicals cannot increase the rate of fiber development.** Only additional good growing weather including open skies and adequate heat units combined with functional leaves can mature cotton bolls. Maturity can be determined by using a sharp knife to cut into the bolls. If the boll is watery or jelly-like on the inside, then it is immature and needs more heat units. If boll development is such that the knife cannot slice through the lint, then the boll is nearly mature. Close inspection of the seed will give further indication of boll maturity. If the seed coat is turning tan and the seed leaves (or cotyledons) are fully developed, the boll is mature.

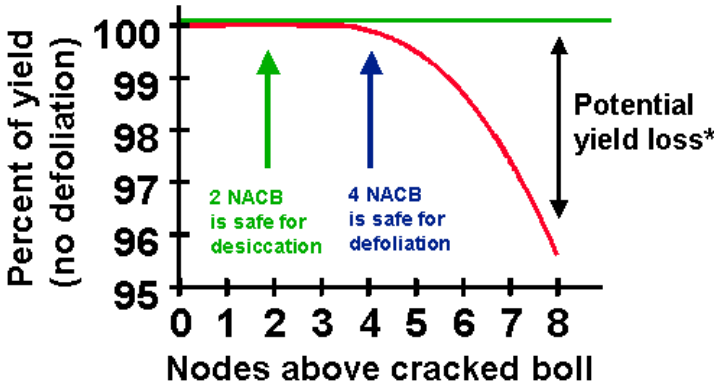
When determining boll maturity of adjacent fruit, one can consider the following. When moving up the plant from a first position boll that has just cracked to a first position closed boll on the next fruiting branch, about 60 additional heat units (DD60s) are required to obtain similar boll maturity. If moving out from a first position boll to a second position boll on the same fruiting branch, about 120 heat units will be required to reach the same level of maturity. For an individual boll, a total of about 800-850 heat units are required after pollination to produce normal size and quality. However, bolls obtaining fewer heat units may still make productive lint of lower micronaire that may contribute to final yield.

Nodes above cracked boll (NACB) is a recently developed tool that can be used to time harvest aid application (Figure 1). A Beltwide cotton harvest aid project was conducted over multiple sites and years by Kerby, Supak, Banks, and Snipes. It was determined that if the uppermost first position-cracked boll is within three nodes of the uppermost harvestable first position boll then no lint weight will be lost if a defoliant-type harvest aid is applied at that time (Figures 1 and 2). However, if the uppermost harvestable first position boll is four or more nodes above the uppermost first position cracked boll, then potential for some lint loss exists. The lint loss potential increases as the NACB increases. Micronaire reduction generally follows a similar pattern when using the nodes above cracked boll criterion. When applying defoliant type materials, some dry weight transfer occurs which allows marginally mature bolls to finish development. If applying desiccants, more bolls must be mature in order to reduce the risk of fiber weight loss or reduction of micronaire, thus two to three NACB would be a better target.

**Figure 1. Determining nodes above cracked boll.**



**Figure 2. Potential yield loss based on NACB method.**



\* when desiccating, add 2 to value for NACB to determine the effect on yield (desiccation at 2 NACB=percent of yield at 4 NACB for defoliation)

## HARVEST-AID CHEMICAL TYPES

Harvest aids are basically classed in three categories – desiccants, defoliant, and boll openers. Desiccants (paraquat formulations such as Gramoxone Inteon and various tank-mixes) dry down the plant by causing the cells to rupture. The old "rule of thumb" is that desiccants are normally applied when approximately 80 percent of the productive bolls are open, or at 2-3 nodes above cracked boll. However, if sufficient numbers of bolls are mature, then these materials may be applied to somewhat lower percent open boll fields. **Gramoxone Max is now out of the market and Gramoxone Inteon has replaced it. Paraquat is the active ingredient in both formulations. The most important change noted is in pounds of active ingredient per gallon. Gramoxone Max is a 3 lb/gallon formulation, whereas the Gramoxone Inteon is 2 lb/gallon.** Gramoxone Inteon is a more "applicator friendly" formulation. **A conversion table that provides equivalent active ingredient rates in lb/acre for both formulations can be found in the Decision Aid Table section of this publication.** A 24(c) special local needs (SLN) label has been granted by the Texas Department of Agriculture (TDA) for Gramoxone Inteon for most of Texas. This SLN has approved higher use rates for desiccation of stripper harvested cotton. Applications of Gramoxone Inteon made in the late afternoon prior to a bright, sunny, day appear to enhance the effectiveness of desiccation and tend to increase regrowth control. Use of non-ionic surfactant (NIS) at the rate of 0.5% volume/volume (v/v) with paraquat is suggested. It may be necessary to increase the NIS rate to 1% v/v and spray late in the day to effectively desiccate some fields. In some years, Aim 2EC and ET 2.5%EC (see product descriptions below in the defoliant section) when applied at higher rates works well to desiccate juvenile growth and regrowth, which is many times difficult to accomplish with paraquat.

Defoliant (Ginstar, Def/Folex, Harvade, Aim 2EC, ET 2.5%EC, Resource, Dropp, FreeFall, sodium chlorates, Gramoxone Inteon at low rates, and other products) result in initiation of an abscission layer at the base of the leaf petiole where it attaches to the stem. The natural abscission layer formation process is enhanced by the defoliant, which results in leaf drop. In order to obtain maximum leaf drop, defoliant require fairly healthy and active leaves which still properly function and are not severely drought stressed or tough and leathery. Warm air temperatures generally enhance activity. The commonly used rule of thumb is that defoliant can be safely applied when 50-60 percent of the bolls are open and the remaining bolls are of sufficient maturity to obtain desired yield. Although a boll opening response is generally obtained as a result of defoliation, green unopened bolls can still remain a problem. Many times a follow-up application of paraquat or other materials with desiccant activity or a killing freeze is necessary to allow stripping of the crop. Aim 2EC, ET 2.5%EC, and Resource belong to the chemical class protoporphyrinogen oxidase (PPO) inhibitors. **Resource from Valent is new for 2006.** Research conducted with Resource in the High Plains in 2005 indicated that the product performed similar to others in the PPO chemistry in that specific year. Aim 2EC, ET 2.5%EC, and Resource cause disruption of cell membranes, which in turn triggers increased ethylene in leaves. Recent research trials have indicated that these products can be effective defoliant, as well as desiccants in some instances when used at higher rates. Aim 2EC, ET 2.5%EC, and Resource can be tank mixed with other products such as FirstPick, Gramoxone Inteon, Def/Folex, Prep, Finish 6 Pro, and Ginstar. **Use of crop oil concentrate (COC) is suggested for the Aim 2EC, ET 2.5%EC and Resource spray mixtures. See specific product labels for details. Failure to include COC with these products will likely result in significantly reduced activity.**

Boll openers (Prep and other generic products such as Ethephon 6, SuperBoll, Boll'd) and boll openers-defoliant (such as Finish 6 Pro and FirstPick which are ethephon products with additional synergists cyclanilide and AMADS, respectively). **DuPont has removed CottonQuik from the market and replaced it with a new formulation called FirstPick. The active ingredient concentration (for**

**both the AMADS synergist and ethephon) is the same for both materials. The formulation change is described as a "water soluble emulsifiable concentrate that has reduced corrosivity and different surfactants." FirstPick performed similarly to CottonQuik in 2005 High Plains research trials.** These materials affect natural plant processes associated with boll opening, but do not increase the rate of boll or fiber maturation. Once inside the plant, ethephon is converted to ethylene, a plant hormone which increases the rate of abscission layer formation. These materials result in significant defoliation responses at high rates, but generally are applied at lower rates to obtain boll opening. Defoliant chemicals can be tank mixed with normal use rates of ethephon products to enhance defoliation. The response to ethephon is generally driven by temperatures. Under warmer conditions, reduced rates of ethephon may be used compared to cooler temperature regimes where higher rates are required to obtain similar plant responses. Ethephon product labels generally state that there should be "sufficient mature unopened bolls present to produce desired crop." Mature bolls are defined as "too hard to be dented when squeezed between the thumb and fingers, too hard to be sliced with a sharp knife, and when the seedcoat becomes light brown in color." Applications of boll opening products when bolls lack adequate maturity will likely result in reduced lint yield and micronaire. Results from several High Plains studies indicate that reductions occurred when applications were made at 25 percent open bolls, but not at 50 percent open bolls. Lint yields were reduced at least 10 percent, and micronaire was decreased by about 5 percent. A follow-up application of paraquat (or other product with desiccant activity) is generally required to sufficiently condition the crop for stripper harvest.

Glyphosate can be applied as a harvest aid material to conventional cotton specifically to target weed problems and/or to reduce regrowth potential. Effective silverleaf nightshade (or whiteweed) control can be observed in the following season with application of 1-2 quarts per acre of glyphosate when weeds are in the green-berry stage. Control of severe weed infestations may be increased by the higher rate. Research has shown that reductions in weed populations of up to 97 percent can be obtained from such an application. Applications made in September should target cotton that is 50-80 percent open. After October 1, cotton can be treated when 30 percent of the bolls are open. Regrowth in Roundup Ready and Roundup Ready Flex cotton varieties will not be controlled by glyphosate application. Glyphosate also should not be applied to fields grown for seed production since viability and/or vigor of seed will likely be reduced.

## **APPLICATION CONSIDERATIONS**

In general, the yield and condition of the cotton should determine the type of harvest aid material chosen. If the leaves are beginning to shed and have reddish to purple pigmentation present, they will be easier to drop off the plant without excessive "leaf stick." "Sticking" occurs when the leaves do not drop and are frozen on the plant. The natural abscission layer forming process at the base of the leaf petiole was abruptly halted by physiological stress such as a freeze or desiccant application. Some cotton varieties do not readily form abscission layers even on older leaves and may not defoliate properly. If the leaves "stick," then lint quality can be reduced due to increased leaf content in the fiber. Drought-stressed leaves generally have a much thicker waxy cuticle on the surface. This can considerably affect harvest-aid performance.

Cotton secondary growth (or "regrowth") sometimes occurs after the plants have "cutout" or stopped blooming due to drought stress or physiological maturity. If warm temperatures and rainfall are then encountered, the cotton plant growth cycle can start again, and one can find secondary growth in the terminal and on many of the other nodes on the plant. Plants with unopened bolls or young,

developing bolls are less likely to produce secondary growth, although application made at this stage can result in reduced lint quality and yield. Secondary growth is difficult to control since young foliage does not form abscission layers or shed as older leaves do and is generally hard to kill using harvest aids that are currently labeled.

Proper spray volume and coverage are also critical to the success of a harvest-aid program. Be sure to calibrate the sprayer to deliver the correct volume and nozzle pressure to ensure adequate distribution and foliage penetration. **Read and follow the label directions for use of the product.** The harvest-aid label contains information based on many years of testing and results. Avoid applying on windy days to reduce the hazard of spray drift to nontarget vegetation. Some harvest-aid materials are very toxic when ingested, and should be properly handled and stored, especially around small children and pets.

## CHEMICAL SELECTION DECISIONS

For lower yielding cotton (generally less than 400 lb per acre lint yield) a paraquat-based desiccant such as Gramoxone Inteon is generally recommended. If the plants are large and have considerable green leaves remaining, sequential applications of low rates of desiccants are sometimes used to promote defoliation and reduce leaf sticking. Use of paraquat-based desiccants should be discouraged when seedling wheat is in close proximity to targeted cotton fields. Drift from paraquat can cause severe damage to developing small grains plants grown for cover or harvest. Unlike with paraquat, drift from desiccant rates of PPO inhibitor materials (such as Aim, ET and perhaps Resource) should not injure small grains.

For cotton yielding in excess of one bale per acre, other materials can be used and the higher costs more easily justified. Ethephon-based materials result in an increased rate of boll opening and defoliation that generally reaches a maximum within 14 days. Tank mixes of ethephon and defoliant (such as Def/Folex or Ginstar) are effective in higher yielding cotton to open bolls and drop leaves. Warm temperatures (80° F) are normally required to obtain the maximum boll opening response, although higher rates of ethephon are still effective under cooler temperature conditions. Finish 6 Pro has 6 lb ethephon/gallon combined with a proprietary synergist cyclanilide (0.375 lb/gallon). Cyclanilide is reported to be an effective inhibitor of auxin transport and binding which should result in increased abscission activity. In order to obtain desirable levels of defoliation with Finish 6 Pro, tank mixes of low rates of defoliant are many times required. FirstPick is another ethephon-based material (2.28 lb ethephon/gallon or 18.3 percent a.i.) which has a synergist identified as AMADS (58.6 percent a.i.). Sixteen to 21 oz per acre of ethephon (when using 6-lb/gallon material, equivalent to 0.75-1 lb per acre a.i.) when tank mixed with low rates (3-5 oz per acre) of Ginstar typically result in good defoliation, boll opening response and in many instances good regrowth control. Ginstar is a good defoliant that is also one of the most effective materials for controlling regrowth, and works over a fairly wide range of environmental conditions. Tank mixes of ethephon and Ginstar are fairly expensive, and can be used for boll opening and defoliation of cotton with high yield potential.

When boll openers and defoliant are used, a follow-up application of paraquat (or other product with desiccant activity) is often required to sufficiently condition the cotton for stripper harvest in the High Plains region. Although this adds more expense to the overall harvest-aid program, it is sometimes necessary in order to complete the season-long earliness investment the producer has made.

## **LATE SEASON INSECT MANAGEMENT AND REDUCTION OF STICKY COTTON POTENTIAL**

Sticky cotton problems plagued the High Plains a few years ago, and mills were reluctant to purchase contaminated bales. During fiber laydown at the mill, one contaminated bale can affect as many as 25 to 50 other bales, resulting in increased maintenance and cleaning costs, more down time, and considerable financial losses for the mill. This problem results in a backlash by the mills, reducing the marketability of High Plains cotton. Lack of commercial testing equipment for determining "sticky" bales results in boycotting of the region's cotton by most mills. High Plains producers have come a long way in improving the reputation of the region's cotton due to the introduction of higher strength, longer staple varieties. Sticky cotton concerns are still with us and in order to preserve the hard-earned reputation of good quality, measures should be taken by producers to reduce the potential of the problem. Late season aphid buildups and resultant honeydew-derived sticky cotton can and should be reduced by insecticide applications and timely chemical termination of the crop. Refer to the section on crop maturity determination for more information. Dryland producers should consider using low-cost desiccants such as paraquat-based products on fields that experienced premature cutout due to drought. Short plants with low yield potential and 80 percent open bolls (or when two to three unopened first position bolls are above the uppermost first position cracked boll - also called nodes above cracked boll) can usually be terminated using paraquat. Significant amounts of honeydew and dust on leaves can reduce the effectiveness of paraquat-based products. Producers of irrigated cotton should carefully watch the maturity of their crop. When an adequate percentage of mature bolls is reached, defoliant and boll openers should be applied. Timely termination of irrigated fields will greatly reduce the leaf area necessary for aphids to feed and produce honeydew, thus reducing the potential for sticky cotton problems in harvested lint.

## **HARVESTING CONSIDERATIONS**

Harvest aid applications should be timed such that harvestable cotton fields coincide with harvesting capacity of strippers and other equipment. If harvest is initiated too early or delayed too long, bark potential is increased. Generally, a one to two week "curing out" period is necessary after desiccant application. Harvest as soon as possible after plants are sufficiently conditioned for harvest, but be aware that harvesting too quickly after harvest-aid application may result in bark grades and/or other quality discounts. Avoid long-term weathering of stalks when possible. Brittle stalks contribute to high stick content, which results in increased bark potential. Strippers should be adjusted to reduce foreign matter. When necessary, readjust the stripper when moving from field to field or as conditions change.

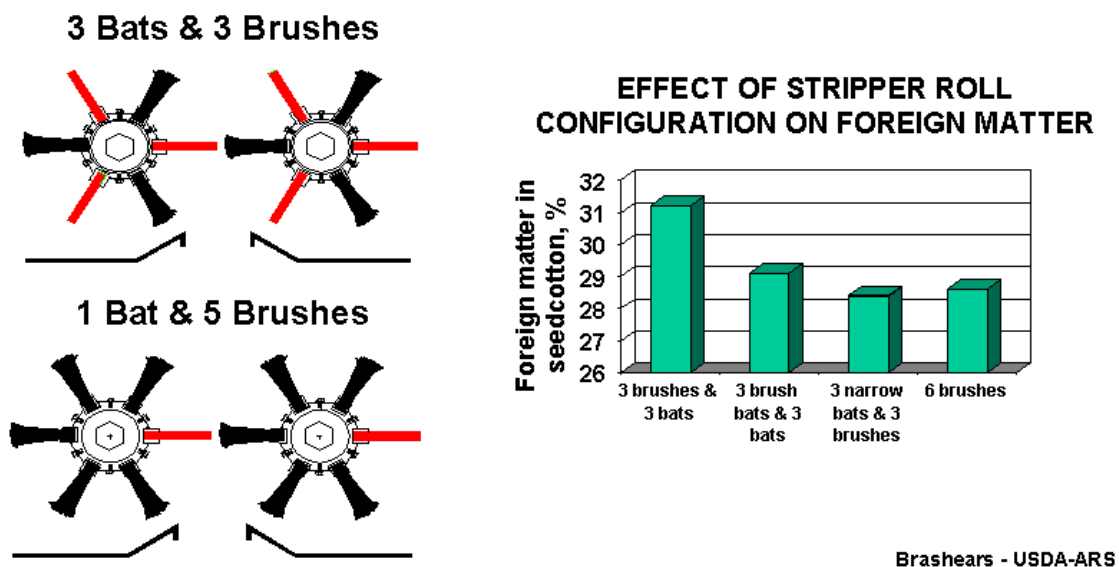
USDA-ARS researchers at Lubbock have determined that use of 5 brush/1 bat or 3 brush/2 brush-bats/1 bat configurations will generally reduce foreign matter content (particularly sticks) in seedcotton, compared to 3 brush/3 bat configurations (Figure 3). It is best to time stripper rolls brush-to-bat with such patterns. Widen spacings between stripper rolls as far apart as acceptable seedcotton loss permits. Wider spacings can considerably reduce stick content of stripped cotton, thus reducing potential for bark problems (Figure 4). When plants become brittle late in the season, reducing paddle length by 0.75 to 1 inch on brush-roll headers can reduce stick content as much as 40 percent. If shortened paddles are used, stripper rolls should be timed brush-to-brush.

Combing pans (mounted on the underside of the stripper heads and directly under the stripper rolls) should be adjusted to their widest spacing depending upon stripper roll spacing. A wider pan spacing at the front of the header than at the back or upper end of the stripper rolls is advisable as the largest mass of the cotton plants will be near the bottom of the stripper roll. These pans cannot be completely removed as seedcotton losses will be excessive, but the wider spacing will help to reduce leaf trash.

Whenever the strippers are adjusted for the field specific conditions, remember that some tagging may be acceptable, especially if the amount of foreign material can be reduced by less aggressive stripping. Yield losses can be estimated by measuring 10 feet behind your harvester and collecting the seedcotton. If there is an average of 2.5 seeds per foot behind one row of the harvester unit, then about 4-5 lbs of lint per acre harvest loss is expected. This number is for 40-inch row machines. For 30-inch rows, the number for the same loss is about 1.9 seeds per foot of row.

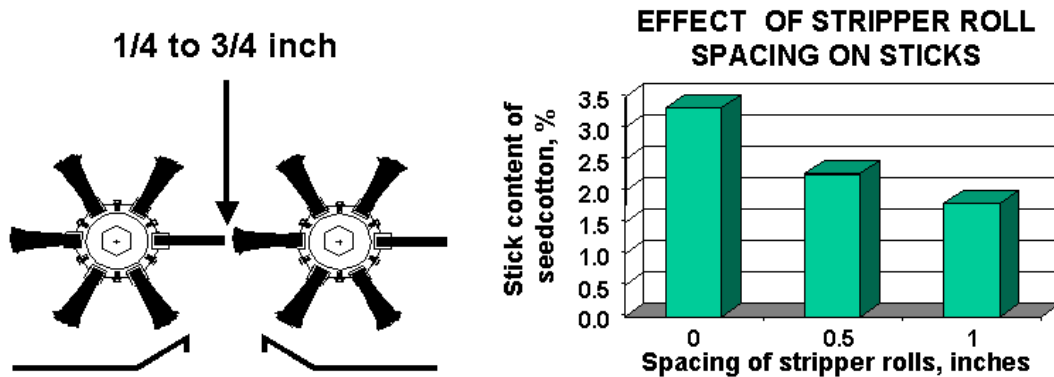
When harvesting begins and cotton is stored in modules, moisture content of the stripped material must be less than 12 percent. This will ensure that there will be no heating in the module, and that lint staining due to green plant material will be minimized. Cotton is ready to strip when leaves are dry and bolls easily snap off plants. No surface moisture or water droplets (such as dew) should be present.

**Figure 3. Configuration of bats and brushes.**





**Figure 4. Spacing of stripper rolls.**



Brashears - USDA-ARS

## PREVENTION OF LINT CONTAMINATION

Contaminants are a significant problem during subsequent lint processing by mills and care should be taken to reduce contamination potential. Various materials that are picked up by strippers and carried through the ginning process can end up in the bale of cotton, and ultimately impact the quality of yarn and fabric products. During fiber laydown at the mill, one contaminated bale could affect as many as 25 to 50 other bales, resulting in considerable financial losses. Liability issues may soon become a reality. Since cotton is a natural fiber with considerable fiber property variability, mills and other users do not need additional "challenges" when the bale arrives. Major types of contaminants include plastic, rubber, grease and oil, apparel or other fabrics, and other materials. Pieces of plastic from ditch liners or irrigation tubing (polypipe) can be gathered with the cotton during harvesting and become a source of contamination. Trash from adjacent urban or farmstead areas (plastic bags, sacks, etc.) can also be picked up during the stripper harvesting process. Pieces of old inner tubes or tires can also be a source of contamination. Grease can be derived from poor handling of grease guns, cartridges, etc., which should be avoided. Hydraulic fluid leaks, and other similar problems can contribute to fiber impurities. Grease rags have been noted as another source of contamination. Make sure these do not get mixed into the moduled cotton. Do not use acrylic or permanent paints for marking modules or bales. A Cotton Incorporated licensed sprayable product called Brand-A-Bale is the preferred choice. Module covers are also potential contamination sources. Do not use hay baling twine for module cover tie downs. It is important to use a 100 percent cotton rope, without running it through the module. If plastic module covers are used, watch the ends closely and repair when frayed or worn.

## 2006 HIGH PLAINS COTTON HARVEST-AID DECISION TABLE

NOT ALL TREATMENTS ARE EQUALLY EFFECTIVE

RATES LISTED ARE UNITS OF PRODUCT PER ACRE

CROP CONDITION	DRY TEMPERATURES GREATER THAN 80° (0-3 DAYS AFTER TREATMENT)	DRY TEMPERATURES LESS THAN 80° (0-3 DAYS AFTER TREATMENT)	WET TEMPERATURES LESS THAN 75° (0-3 DAYS AFTER TREATMENT)
<b>HEIGHT:</b> Short 12-14 inches  <b>YIELD:</b> up to 400 lb/acre	Gramoxone Inteon 8-16 oz <sup>1</sup>	Gramoxone Inteon 8-16 oz <sup>1</sup>	Gramoxone Inteon 8-16 oz <sup>1</sup>
	Gramoxone Inteon 4-8 oz FB Gramoxone Inteon up to 48 oz total <sup>2</sup>	Gramoxone Inteon 8-12 oz FB Gramoxone Inteon up to 48 oz total <sup>2</sup>	Gramoxone Inteon 8-12 oz FB Gramoxone Inteon up to 48 oz total <sup>2</sup>
	Gramoxone Inteon 6-10 oz + defoliant/desiccant <sup>3</sup>	Gramoxone Inteon 8-12 oz + defoliant/desiccant <sup>3</sup>	Gramoxone Inteon 10-24 oz + defoliant/desiccant <sup>3</sup>
	Ginstar 6-8 oz banded	Ginstar 8 oz banded	Ginstar 8-10 oz banded
	Aim EC 1 oz + COC with or without defoliant/desiccant	Aim EC 1 oz + COC with or without defoliant/desiccant	Aim EC 1 oz + COC with or without defoliant/desiccant
	Aim EC 1 oz + COC FB Aim EC 1 oz + COC	Aim EC 1 oz + COC FB Aim EC 1 oz + COC	Aim EC 1 oz + COC FB Aim EC 1oz + COC
	ET 1.5-2 oz + COC with or without defoliant/desiccant	ET 1.5-2 oz + COC with or without defoliant/desiccant	ET 1.5-2 oz + COC with or without defoliant/desiccant
	ET 1.5-2 oz + COC FB ET 1.5-2 oz + COC	ET 1.5-2 oz + COC FB ET 1.5-2 oz + COC	ET 1.5-2 oz + COC FB ET 1.5-2 oz + COC
	Resource 6-8 oz <sup>5</sup> + COC FB 4-6 oz + COC	Resource 6-8 oz <sup>5</sup> + COC FB 4-6 oz + COC	Resource 6-8 oz <sup>5</sup> + COC FB 4-6 oz + COC

## 2006 HIGH PLAINS COTTON HARVEST-AID DECISION TABLE (continued)

NOT ALL TREATMENTS ARE EQUALLY EFFECTIVE

RATES LISTED ARE UNITS OF PRODUCT PER ACRE

CROP CONDITION	DRY TEMPERATURES GREATER THAN 80° (0-3 DAYS AFTER TREATMENT)	DRY TEMPERATURES LESS THAN 80° (0-3 DAYS AFTER TREATMENT)	WET TEMPERATURES LESS THAN 75° (0-3 DAYS AFTER TREATMENT)
<b>HEIGHT:</b> Medium 15-24 inches  <b>YIELD:</b> 500+ lb/acre	<b>FOR TREATMENTS LISTED BELOW, A SEQUENTIAL APPLICATION OF PARAQUAT (OR OTHER DESICCANT ACTIVITY PRODUCT) 10-14 DAYS AFTER INITIAL TREATMENT WILL LIKELY BE NECESSARY TO SUFFICIENTLY CONDITION CROP</b>		
	Gramoxone Inteon 6-10 oz + defoliant/desiccant <sup>3</sup>	Gramoxone Inteon 8-12 oz + defoliant/desiccant <sup>3</sup>	Gramoxone Inteon 10-24 oz + defoliant/desiccant <sup>3</sup>
	Gramoxone Inteon 4-8 oz FB* Gramoxone Inteon up to 48 oz total <sup>2</sup>	Gramoxone Inteon 6-8 oz FB* Gramoxone Inteon up to 48 oz total <sup>2</sup>	—
	Ginstar 6-8 oz	Ginstar 8 oz	Ginstar 8-10 oz
	Aim EC 1 oz + COC + defoliant/desiccant	Aim EC 1 oz + COC + defoliant/desiccant	Aim EC 1 oz + COC + defoliant/desiccant
	Aim EC 1 oz + COC FB Aim EC 1 oz + COC	Aim EC 1 oz + COC FB Aim EC 1 oz + COC	Aim EC 1 oz + COC FB Aim EC 1 oz + COC
	ET 1.5-2 oz + COC with or without defoliant/desiccant	ET 1.5-2 oz + COC with or without defoliant/desiccant	ET 1.5-2 oz + COC with or without defoliant/desiccant
	ET 1.5-2 oz + COC FB ET 1.5-2 oz + COC	ET 1.5-2 oz + COC FB ET 1.5-2 oz + COC	ET 1.5-2 oz + COC FB ET 1.5-2 oz + COC
	Resource 6-8 oz <sup>5</sup> + COC FB 4-6 oz + COC	Resource 6-8 oz <sup>5</sup> + COC FB 4-6 oz + COC	Resource 6-8 oz <sup>5</sup> + COC FB 4-6 oz + COC
	Prep 16 oz + Ginstar 3-5 oz	Prep 16-21 oz <sup>4</sup> + Ginstar 3-5 oz	Prep 21 oz <sup>4</sup> + Ginstar 3-5 oz
	Prep 16-21 oz + Def/Folex 8-16 oz	Prep 16-21 oz <sup>4</sup> + Def/Folex 16 oz	Prep 21 oz <sup>4</sup> + Def/Folex 16 oz
	Prep 16-21 oz + Aim EC 1 oz + COC or + ET 1.5 oz + COC or + Resource 6-8 oz <sup>5</sup> + COC	Prep 16-21 oz <sup>4</sup> + Aim EC 1 oz + COC or + ET 1.5 oz + COC or + Resource 6-8 oz <sup>5</sup> + COC	Prep 21 oz <sup>4</sup> + Aim EC 1 oz + COC or + ET 1.5 oz + COC or + Resource 6-8 oz <sup>5</sup> + COC
	Finish 6 Pro 21 oz + defoliant (Def/Folex 8 oz or Ginstar 3-5 oz)	Finish 6 Pro 21-32 oz <sup>4</sup> (defoliant may be required)	Finish 6 Pro 21-42 oz <sup>4</sup> (defoliant may be required)
FirstPick 3 pts + Ginstar 3 oz	FirstPick 3-4 pts <sup>4</sup> + Ginstar 5 oz	FirstPick 4 pts <sup>4</sup> + Ginstar 6-8 oz	

# 2006 HIGH PLAINS COTTON HARVEST-AID DECISION TABLE (continued)

NOT ALL TREATMENTS ARE EQUALLY EFFECTIVE

RATES LISTED ARE UNITS OF PRODUCT PER ACRE

CROP CONDITION	DRY TEMPERATURES GREATER THAN 80° (0-3 DAYS AFTER TREATMENT)	DRY TEMPERATURES LESS THAN 80° (0-3 DAYS AFTER TREATMENT)	WET TEMPERATURES LESS THAN 75° (0-3 DAYS AFTER TREATMENT)
<b>HEIGHT:</b> Greater than 24 inches  <b>YIELD:</b> 800+ lb/acre	<b>FOR TREATMENTS LISTED BELOW, A SEQUENTIAL APPLICATION OF PARAQUAT (OR OTHER DESICCANT ACTIVITY PRODUCT) 10-14 DAYS AFTER INITIAL TREATMENT WILL LIKELY BE NECESSARY TO SUFFICIENTLY CONDITION CROP</b>		
	Prep 21 oz + Def/Folex 8-16 oz	Prep 21 oz + Def/Folex 16 oz	Prep 21-28 oz <sup>4</sup> + Def/Folex 16 oz
	Finish 6 Pro 21 oz + defoliant (Def/Folex 8 oz or Ginstar 3-5 oz)	Finish 6 Pro 21-32 oz <sup>4</sup> + defoliant (Def/Folex 8-10 oz or Ginstar 4-6 oz)	Finish 6 Pro 32-42 oz <sup>4</sup> + defoliant (Def/Folex 8-10 oz or Ginstar 6-8 oz)
	Finish 6 Pro 21 oz + Aim EC 1 oz + COC or + ET 1.5 oz + COC or + Resource 6-8 oz <sup>5</sup> + COC	Finish 6 Pro 21-32 <sup>4</sup> oz + Aim EC 1 oz + COC or + ET 1.5 oz + COC or + Resource 6-8 oz <sup>5</sup> + COC	Finish 6 Pro 32-42 <sup>4</sup> oz + Aim EC 1 oz + COC or + ET 1.5 oz + COC or + Resource 6-8 oz <sup>5</sup> + COC
	Prep 21 oz + Ginstar 3-5 oz	Prep 21 oz + Ginstar 4-6 oz	Prep 21-28 <sup>4</sup> oz + Ginstar 6-8 oz
	Prep 21 oz + Aim EC 1 oz + COC or + ET 1.5 oz + COC or + Resource 6-8 oz <sup>5</sup> + COC	Prep 21 oz + Aim EC 1 oz + COC or + ET 1.5 oz + COC or + Resource 6-8 oz <sup>5</sup> + COC	Prep 21-28 <sup>4</sup> oz + Aim EC 1 oz + COC or + ET 1.5 oz + COC or + Resource 6-8 oz <sup>5</sup> + COC
	FirstPick 3-4pts + Ginstar 3-5 oz	FirstPick 4-5 pts <sup>4</sup> + Ginstar 6-8 oz	FirstPick 6-7pts <sup>4</sup> + Ginstar 6-8 oz
	FirstPick 3-4 pts + Aim EC 1 oz + COC or + ET 1.5 oz + COC or + Resource 6-8 oz <sup>5</sup> + COC	FirstPick 4-5 pts <sup>4</sup> + Aim EC 1 oz + COC or + ET 1.5 oz + COC or + Resource 6-8 oz <sup>5</sup> + COC	FirstPick 6-7 pts <sup>4</sup> + Aim EC 1 oz + COC or + ET 1.5 oz + COC or + Resource 6-8 oz <sup>5</sup> + COC
Ginstar 6-8 oz	Ginstar 8 oz	Ginstar 8-10 oz	
<b>LATE MATURING</b>	<b>CONDITIONING TREATMENT ONLY</b> (Apply after daily heat units drop below 5, but 7 days before average first killing freeze date)		
	Gramoxone Inteon 4-8 oz	Gramoxone Inteon 6-12 oz	Gramoxone Inteon 10-16 oz
	Prep 21-24 oz	Prep 21-32 oz <sup>4</sup>	Prep 32-42 oz <sup>4</sup>
Prep 21-24 oz + Def/Folex 8 oz or + Ginstar 8 oz or + Aim EC 1 oz + COC or + ET 1.5 oz + COC or + Resource 6-8 oz <sup>5</sup> + COC	Prep 21-32 oz <sup>4</sup> + Def/Folex 8 oz or + Ginstar 8 oz or + Aim EC 1 oz + COC or + ET 1.5 oz + COC or + Resource 6-8 oz <sup>5</sup> + COC	Prep 21-32 oz <sup>4</sup> + Def/Folex 16 oz or + Ginstar 8-16 oz or + Aim EC 1 oz + COC or + ET 1.5 oz + COC or + Resource 6-8 oz <sup>5</sup> + COC	

\* - FB = Followed by

<sup>1</sup> - Use on cotton with natural leaf shed. High rates can cause green, healthy leaves to stick. Always use a non-ionic surfactant when applying paraquat-based materials (Gramoxone Inteon). There is some concern for the single high dose rate on hairy-leaf cotton varieties. Poor leaf grades may be obtained. Make sure the cotton has 80% open bolls at application, use enough paraquat to completely kill all foliage, then stripper harvest only when leaves are dry enough to "crunch" when crushed by hand. Avoid stripper harvesting moist, dead leaves or high leaf grades may be encountered.

<sup>2</sup> - No more than 48 oz/acre total of Gramoxone Inteon may be applied (in up to 3 multiple applications) in one season based on the Texas Special Local Need 24(c) label. The need for and rate of Gramoxone Inteon in a second application will depend upon green leaves remaining. Use higher rates if regrowth is excessive.

<sup>3</sup> - Tankmix partners with Gramoxone Inteon can include sodium chlorate, Def/Folex, Aim, and ET.

<sup>4</sup> - Ethephon-based material (such as Finish 6 Pro, FirstPick, Prep, SuperBoll, Boll'd, Ethephon 6) activity is determined by rate and temperature. At lower temperatures, boll opening response can be enhanced by increasing rate.

<sup>5</sup> - A maximum of 2 applications of Resource can be made provided no more than 14 fluid oz/acre is applied during a single growing season and no more than 8 fluid oz/acre is applied during a single application.

**Conversion Table for Gramoxone Max and Gramoxone Inteon  
for Equivalent Paraquat Active Ingredient Rates**

<b>GRAMOXONE INTEON (2 LB/GAL)</b>		<b>GRAMOXONE MAX (3 LB/GAL)</b>	
<b>Product Oz / Acre</b>	<b>Acres/Gal</b>	<b>Product Oz / Acre</b>	<b>Acres/Gal</b>
4	32	2.6	48
8	16	5.3	24
12	10.7	8	16
16	8	10.7	12
24	5.3	16	8
32	4	21.3	6
48	2.7	32	4